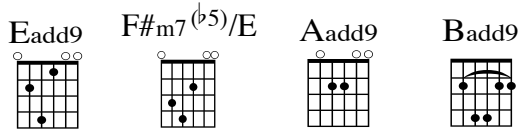


1

BLESSED IS THE MAN

Jeremiah 17:7,8 (NIV)



◆ Intro: Eadd9 F#m7(b5)/E Eadd9 F#m7(b5)/E

Eadd9 F#m7(b5)/E
Bless-ed is the man who trusts in the LORD,

Eadd9
whose con-fi-dence is in Him,

F#m7(b5)/E
whose con-fi-dence is in Him.

Aadd9 Eadd9
He will be like a tree plant-ed by the wa-ter

Aadd9
that sends out its roots,

Eadd9
sends out its roots by the stream.

Aadd9 Eadd9
It does not fear when heat comes;

Aadd9 Eadd9
its leaves are al-ways green.

Aadd9 Eadd9 Aadd9 Badd9
It has no wor-ries in a year of drought

Aadd9-Badd9 Aadd9-Badd9
and ne-ver fails, and ne-ver fails,

Aadd9-Badd9 Eadd9
and ne-ver fails to bear fruit.

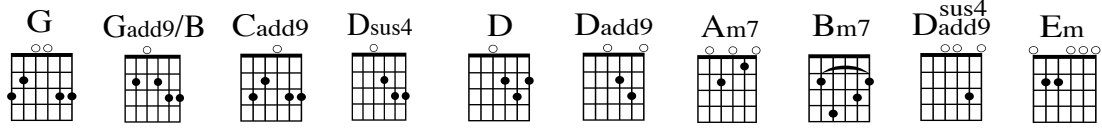
F#m7(b5)/E Eadd9 F#m7(b5)/E (Go to beginning, omit intro)

◆ Ending: Eadd9



DO YOU NOT KNOW?

Isaiah 40:27-31 (NIV)



Note: 1) The fingering for G differs from the standard. 2) General picking pattern: T 1 2 1 3 1 2 1... T = thumb, 1 = index, etc...

◆ Intro: G Gadd9/B Cadd9 Dsus4 G Gadd9/B Cadd9 Dsus4 D Dadd9 D

G Gadd9/B Cadd9
Do you not know? Have you not heard?

Dsus4 D Dadd9 D G
The LORD is the e - ver - last - ing God,

Gadd9/B Cadd9
the Cre - a - tor of the ends of the earth.

Dsus4 D Dadd9 D G
He will not grow tired or wear - y,

Gadd9/B Cadd9
and His un - der - stand - ing

Dsus4 D Dadd9 D
no one can fa - thom.

G Gadd9/B
He gives strength to the wear-y

Cadd9 Dsus4 D Dadd9 D G
and in-crea-ses the pow - er of the weak.

Gadd9/B Cadd9 Dsus4 D Dadd9 D
(2nd time go to: "Even youths...")

Am7 Bm7 Em D
Why do you say, O Ja - cob, and com - plain,

Am7 Bm7 Em
O Is - ra - el, "My way is hid - den from the LORD"?

Am7 Bm7 Em D
Why do you say, O Ja - cob, and com - plain,

Am7
O Is - ra - el, "My cause is

Bm7 Cadd9 D Dadd9 D Dsus4 D
dis - re - gard - ed by my God"?

(Go back to: "Do you not know?...")

Em Cadd9
E - ven youths grow tired and wear - y,

Em Cadd9
young men stum - ble and fall; (repeat)

G Gadd9/B Cadd9
But those who hope in the LORD

Dsus4 D Dadd9-D
will re - new their strength.

G Gadd9/B Cadd9 Dsus4-D Dadd9-D
They will soar on wings like ea - gles;

G Gadd9/B Cadd9 Dsus4 D Dadd9 D
they will run and not, not grow wear - y,

G Gadd9/B Cadd9 Dsus4 D Dadd9 D
they will walk and not be faint.

◆ Sing these two parts simultaneously:

1) Women sing:

"Do you not know?" section three times,
"Alleluia, alleluia" three times, and ending.

2) While men sing:

"But those who hope" section two more times,
"Alleluia, alleluia" seven times, and ending.

G Gadd9/B Cadd9 Dsus4 D Dadd9 D
Al - le - lu - ia, Al - le - lu - ia,
(women sing 3x, men sing 7x)

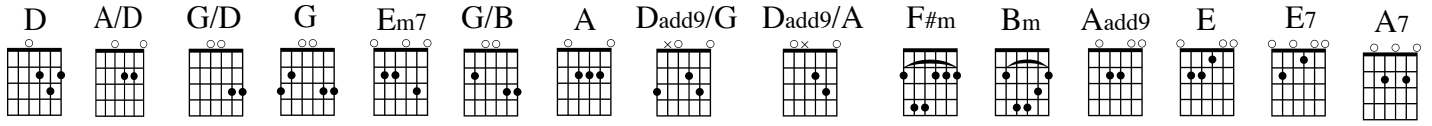
◆ Ending: G Gadd9/B Cadd9
Al - le - lu - ia,

Dsus4 D Dadd9-D G
Al - le - lu - ia!

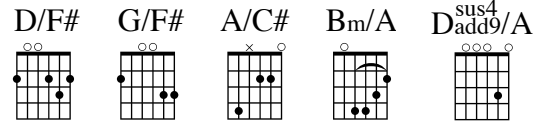


I KNOW THE PLANS

Jeremiah 29:11; Proverbs 3: 5,6; Psalm 37:5,7a*



◆ Intro: D A/D G/D D G Em7 G/B A D A/D G/D D
G A D Dadd9/G Dadd9/A D Dadd9/G Dadd9/A D A



General picking pattern: $\frac{T}{3}, 1, \frac{2}{3}, 1, \frac{2}{3}, 1...$ T = Thumb, 1 = Index, etc...

D A/D G/D D G
“I know the plans I have for you,”

Em7 G/B-A
says the LORD,

D A/D G/D D
“plans for good to give to you

G A D
a fu-ture and a hope.”

◆ Interlude: Dadd9/G Dadd9/A D
Dadd9/G Dadd9/A D A

D G F#m-Bm G D A Aadd9 A
Trust in the Lord with all your heart,

D G F#m-Bm E E7 A A7
and do not re-ly on your own in-sight,

D D/F# G G/F# Em7-A7 D
but in all ways ac - knowl - edge Him,

A/C# Bm Bm/A G A D
and He will di-rect your path.

◆ Interlude: Dadd9/G Dadd9/A D
Dadd9/G Dadd9/A D A

D A/D G/D
“I know the plans I have for...”

◆ Interlude: Dadd9/G Dadd9/A D
Dadd9/G Dadd9/A D A

D G F#m-Bm G D A Aadd9 A
Com - mit your way to the Lord.

D G F#m-Bm E E7 A-A7
Trust in Him and He will act.

D D/F# G G/F# Em7-A7 D
Be still be - fore the Lord

A/C# Bm Bm/A G A D
and wait pa-tient-ly for Him.

◆ Interlude: Dadd9/G Dadd9/A D
Dadd9/G Dadd9/A D A

D A/D G/D
“I know the plans I have for...”

◆ Interlude: Dadd9/G Dadd9/A D
Dadd9/G Dadd9/A D A

D A/D G/D D G
He knows the plans He has for you,

Em7 G/B-A D A/D G/D D
says the Lord, plans for good to give to you

G A D Dadd9/G Dadd9/A D
a fu-ture and a hope,

G A D Dadd9/G Dadd9/A D
a fu-ture and a hope,

G A Aadd9 A G-D ^{sus4}Dadd9/A D
a fu-ture and a hope.

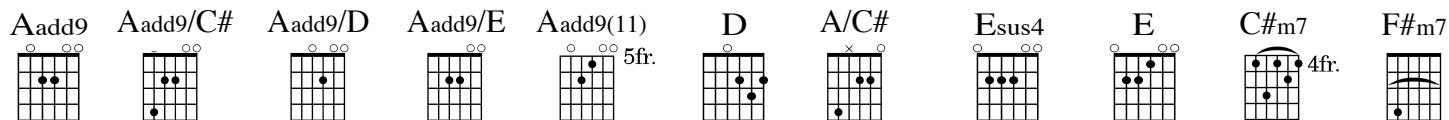
*The words of this song combine the Living Bible and the Revised Standard Version.



3b

NOT TO US

Psalm 113:1,2; 115:1 (NIV)



◆ Intro: Aadd9 Aadd9/C# Aadd9/D Aadd9/E (repeat)

Aadd9(11) Aadd9 Aadd9(11) Aadd9 D A/C# Esus E
 Not to us, O Lord, not to us, but to— Your Name

Aadd9(11) Aadd9 Aadd9(11) Aadd9 D Esus E
 be the glor - y, be the glor - y, be - cause of Your love

C#m7 F#m7 D Esus E Aadd9 Aadd9/C# Aadd9/D
 and faith - fulness, glor - y be to— Your Name!

Aadd9/E Aadd9 Aadd9/C# Aadd9/D Aadd9/E

Aadd9 Aadd9/C# Aadd9/D Aadd9/E Aadd9 Aadd9/C# Aadd9/D Aadd9/E
 Praise, O ser - vants of the Lord, praise Him, Praise, the Name of the Lord, praise Him,

Aadd9 Aadd9/C# Aadd9/D Aadd9/E Aadd9 Aadd9/C# Aadd9/D Aadd9/E A(9)
 Let the Name of the Lord be praised, both now and for - e - ver - more, praise the Lord!

Aadd9/C# Aadd9/D Aadd9/E (go to beginning)

Aadd9(11) Aadd9 Aadd9(11) Aadd9 D A/C# Esus E
 (last time) Not to us, O Lord, not to us, but to— Your Name

Aadd9(11) Aadd9 Aadd9(11) Aadd9 D Esus E
 be the glor - y, be the glor - y, be - cause of Your love

C#m7 F#m7 D Esus E Aadd9 Aadd9/C# Aadd9/D Aadd9/E Aadd9 Aadd9/C# Aadd9/D
 and faith - fulness, glor — y be to— Your Name!

Aadd9/E Aadd9 Aadd9/C# Aadd9/D Aadd9/E Aadd9 Aadd9/C# Aadd9/D Aadd9/E
 to Your Name to Your Name Your Name Your Name

Aadd9 Aadd9/C# Aadd9/D Aadd9/E Aadd9 Aadd9/C# Aadd9/D Aadd9/E
 Not to us Not to us but to Your Name but to Your Name

Aadd9 Aadd9/C# Aadd9/D Aadd9/E Aadd9 Aadd9/C# Aadd9/D Aadd9/E
 Praise the Lord! Praise the Lord! For - e - ver - more For - e - ver - more

Aadd9 Aadd9/C# Aadd9/D Aadd9/E Aadd9 Aadd9/C# Aadd9/D Aadd9/E
 Praise the Lord! Praise the Lord! Praise the Lord! Praise the Lord!

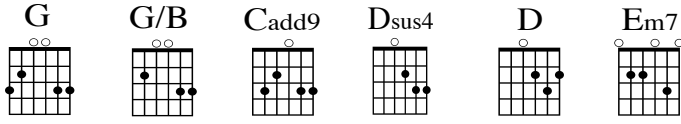
Aadd9/E Aadd9

Together: Praise the Lord!



4

OH, THE DEPTH Romans 11:33–36 (NIV)



◆ Intro: G G/B Cadd9 Dsus4 D (repeat)

G G/B
Oh, the depth of the rich- es of the wis- dom

Cadd9 Dsus4-D
and know- ledge of God. (repeat)

Cadd9 G
How un- search-a-ble His judg-ments,

Cadd9 G
and His paths be- yond trac- ing out.

Cadd9 G Dsus4-D
Who has known the mind of the LORD?

Cadd9 G
Or who has been His coun- sel- or,

Cadd9 G
Who has e- ver giv- en to God

Cadd9 G/B Dsus4-D
that God should re- pay him?

G
For from Him and through Him

and to Him are all things,

Em7
from Him and through Him

and to Him are all things,

Cadd9
from Him and through Him

Dsus4-D
and to Him are all things.

(1st time go back to: “How unsearchable...”)

(2nd time go to “To Him be the glory forever...”)

Cadd9 Dsus4-D
To Him be the glo- ry for- e- ver.

G G/B
To Him be the glo- ry.

Cadd9 Dsus4-D
To Him be the glo- ry for- e- ver.

G Em7 Cadd9 Dsus4-D
A- men... A- men... A- men ... A- men.

◆ Sing these two parts simultaneously:
1) Men sing the “Amen” section two more times.

2) While women sing:

For from Him and through Him
and to Him are all things,
from Him and through Him
and to Him are all things,
from Him and through Him
and to Him are all things...
(2x)

◆ Then all sing: Cadd9 Dsus4-D
To Him be the glo- ry for- e- ver.

G G/B
To Him be the glory.

Cadd9 Dsus4-D
To Him be the glo- ry for- e- ver.

G Em7 Cadd9 Dsus4-D
A- men... A- men... A- men...

G G/B Cadd9 Dsus4 D G
A- men.

Note: Since this song covers a wide range of notes, we have included 2 versions to allow for some flexibility in determining the best range for you and/or your group:

#4 is in the key of G,

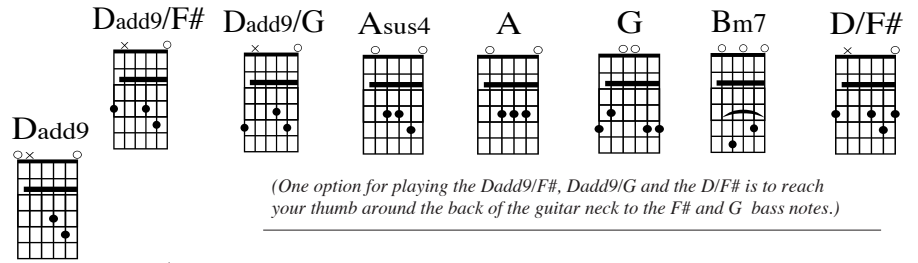
#4b is a step and a half lower, in the key of E.

(The guitar chords indicate the key of D, but the capo on the 2nd fret changes the pitch to the key of E.)



4b

OH, THE DEPTH Romans 11:33-36 (NIV)



(One option for playing the Dadd9/F#, Dadd9/G and the D/F# is to reach your thumb around the back of the guitar neck to the F# and G bass notes.)

CAPO on 2nd fret covers only 5 strings.
The low E string is open. (Some capos are not able to do this.)

◆ Intro: Dadd9 Dadd9/F#
Dadd9/G Asus4 A (repeat)

Dadd9 Dadd9/F#
Oh, the depth of the rich- es of the wis- dom

Dadd9/G Asus4-A
and know- ledge of God. (repeat)

G Dadd9
How un- search-a-ble His judg-ments,

G Dadd9
and His paths be- yond trac- ing out.

G Dadd9 Asus4-A
Who has known the mind of the LORD?

G Dadd9
Or who has been His coun- sel- or,

G Dadd9
Who has e- ver giv- en to God

G D/F# Asus4-A
that God should re- pay him?

Dadd9
For from Him and through Him

and to Him are all things,

Bm7
from Him and through Him

and to Him are all things,

G
from Him and through Him

Asus4-A
and to Him are all things,

(1st time go back to: "How unsearchable...")

(2nd time go to "To Him be the glory forever...")

G Asus4-A
To Him be the glo- ry for- e- ver.

Dadd9 Dadd9/F#
To Him be the glo- ry.

G Asus4-A
To Him be the glo- ry for- e- ver.

Dadd9 Bm7 G Asus4-A
A- men... A- men... A- men... A- men.

◆ Sing these two parts simultaneously:

1) Men sing the "Amen" section two more times.

2) While women sing:

For from Him and through Him
and to Him are all things,
from Him and through Him
and to Him are all things,
from Him and through Him
and to Him are all things...
(2x)

◆ Then all sing:

G Asus4-A
To Him be the glo- ry for- e- ver.

Dadd9 Dadd9/F#
To Him be the glory.

G Asus4-A
To Him be the glo- ry for- e- ver.

Dadd9 Bm7 G Asus4-A
A- men... A- men... A- men...

Dadd9 Dadd9/F# Dadd9/G
A- men.

Asus4 A Dadd9



5

SING JOYFULLY

Psalm 33:1-3 (NIV)



CAPO on 2nd fret to match recording, 3rd fret to match lead sheet.

◆ Intro: A Aadd9 A Dadd9/A A Aadd9 A Esus4 E (repeat) A Aadd9 A Aadd9

A Asus4 A Dadd9-D Esus4
Sing joy - ful - ly to the LORD,

E A-Asus4 A Dadd9 D
you right-eous; it is fit - ting

Esus4 E
for the up-right to praise Him.

A-Asus4 A Dadd9 D
Praise the LORD with the—

Esus4 E A Asus4 A Dadd9
with the harp; make mu - sic to Him

D Esus4 E
on the ten-stringed ly-re.

D A Dadd9/A
Sing to Him a new song;

A Esus4 E A Dadd9 D A
play skill-ful - ly, and shout for joy.

D A Dadd9/A
Sing to Him a new song;

A Esus4 E D E A Aadd9 A Aadd9
play skill-ful - ly, and shout for joy.

◆ Chorus: A Dadd9/A D E
Sing, sing joy-ful-ly

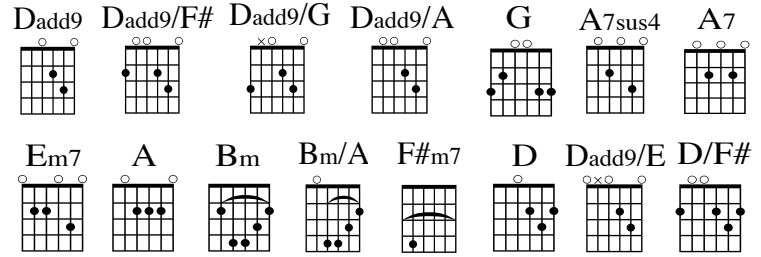
A Dadd9/A Esus4 E
to the LORD... (sing chorus four times)

◆ Ending: A Aadd9 A Dadd9/A A

6

STAND FIRM

from 1 Corinthians 15:58 (NIV)



(One option for playing the Dadd9/F#, Dadd9/G and the D/F# is to reach your thumb around the back of the guitar neck to the F# and G bass notes.)

◆ Intro: Dadd9 Dadd9/F# Dadd9/G Dadd9/A (repeat)

Dadd9 Dadd9/F#
There-fore, my dear bro-thers,

G A7sus4 A7
stand firm, stand firm.

Dadd9 Dadd9/F#
Let no-thing move you.

Em7 A7sus4 A7
Stand firm. Stand firm.

Dadd9 Dadd9/F#
Al-ways give your-selves ful-ly

G A Bm Bm/A
to the work of the Lord,

G A F#m7 Bm
for you know your la-bor

G A D Dadd9/E D/F#
in the Lord is not in vain,

G A F#m7 Bm
for you know your la-bor

Em7 A7sus4 A7 Dadd9
in the Lord is not in vain.

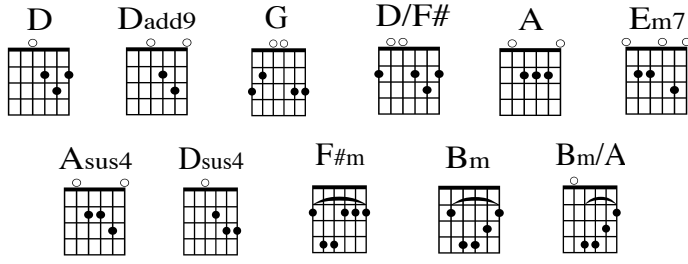
◆ Ending: Dadd9/F# Dadd9/G A7sus4 A7 D



7

THE HOUR HAS COME

Romans 13:11b, 12 (NIV)



◆ Intro: A D Dadd9 D G D/F# A
G D/F# Em7 Asus4 A

D Dadd9 D
The hour has come,

G D/F# A
the hour has come

G D/F# Em7
for you to wake up

Asus4 A Asus4 D
from your slum - ber,

A D Dadd9 Dsus4 D
be-cause our sal - va-tion

G D/F# A G D/F# Em7
is near - er now, is near - er now

Asus4 A Asus4 D
than when we first be-lieved.

F#m Bm Bm/A
The night is near-ly o-ver;

G D/F# Asus4 A
the day is al-most here.

D Dadd9 D Dadd9 D
So let us put a-side the

G D/F# Em7
deeds of dark-ness and put

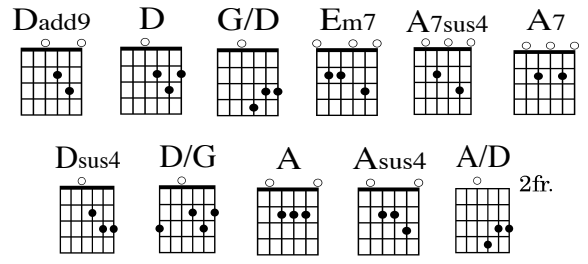
G D/F# Asus4 A D
on the ar-mor of light.

◆ Ending: Go back to, "The night is..."

8

TO HIM

Revelation 1:5b, 6 (NIV)



(One option for playing D/G is to reach your thumb behind the guitar neck to the G bass note.)
CAPO on 4th fret to match recording, 5th fret to match lead sheet.

A Dadd9
To Him who loves us

G/D Em7
and has freed us from our sins

A7sus4 A7 Dadd9 G/D
by His blood,

B Dadd9
and has made us to be

G/D
a king- dom and priests

Em7 A7sus4-A7 Dadd9 D
to serve His God and Fa - ther—

C Dsus4 D D/G Em7
To Him be glo - ry, to Him be pow- er

A Asus4 A D G/D A/D
for e- ver and e - ver! A- men.

D Dsus4 D D/G Em7
To Him be glo - ry, to Him be pow- er

A Asus4 A D
for e- ver and e - ver! A - men.

◆ If repeating song, use interlude: G/D D G/D

G/D D G/D A/D D
◆ Ending: A - men! A - men!

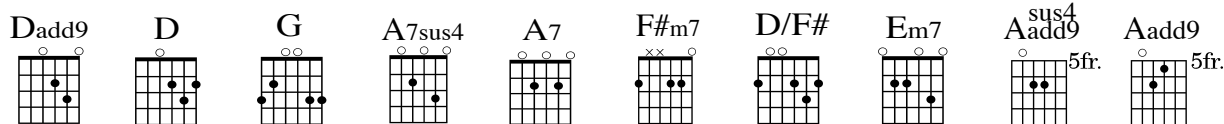
FORMAT SUGGESTION: First time, all sing. Second and third time, men sing part A, women sing part B, all sing together at part C.



9

WE WAIT IN HOPE FOR THE LORD

Psalm 33:20–22 (NIV)



(One option for playing this F#m7 is to reach your thumb around the back of the guitar neck to the F# bass note.)

Dadd9 D G
 We wait in hope for the LORD;
 D A7sus A7
 He is our help and our shield.
 D G
 In Him our hearts re- jice,
 D A7sus A7 D
 for we trust in His ho - ly name.

F#m7 G A7sus4
 May Your un- fail- ing love
 A7 Dadd9 D F#m7 G D/F#
 rest up - on us, O LORD,
 Em7 D Aadd9sus4 Aadd9
 e- ven as we put our hope in You.

G A7sus
 May Your un- fail- ing love
 A7 D F#m7 G D/F#
 rest up - on us, O LORD,
 Em7 A7sus A7 D
 e- ven as we put our hope in You.

◆ If repeating song, use interlude:

F#m7 G D F#m7 G

◆ Ending: F#m7 G D/F# Em7 A7sus A7 D
 e- ven as we put our hope in You.
 F#m7 G D F#m7 G A7sus A7 D Dadd9 D



10

WHO AMONG THE GODS?

Exodus 15:11, 18 (NIV)

◆ **“Open D” Tuning:**

(Tune to “Open D” by lowering both E strings to D, the G string to F#, and the B string to A.)

D A D F# A D



use: D



A



Gadd9/D



◆ **Standard Tuning:**

E A D G B E



use: D



A



Gadd9/D



Gadd9



G



(Any of these 3 chords will work as a substitute for the Gadd9/D chord used in open D tuning.)

◆ Intro: D Gadd9/D D Gadd9/D (repeat)

D Gadd9/D D
Who a- mong the gods is like You, O LORD?

Gadd9/D D A D
Who is like You?— Who is like You?—

Gadd9/D D
Who a- mong the gods is like You, O LORD?

Gadd9/D D A D
Who is like You?— Who is like You—

Gadd9/D D A D Gadd9/D D A D
ma- jes - tic in ho- li- ness, awe - some in glo- ry,

Gadd9/D D A D Gadd9/D D A D
work- ing won - ders? The LORD will reign for e - ver and e- ver.

◆ Ending: D Gadd9/D D
Who a- mong the gods is like You, O LORD?

Gadd9/D D A D
Who is like You?— Who is like You?— (repeat)

Gadd9/D D A D
Who is like You?— Who is like You?—

Gadd9/D D A D
Who is like You?— Who is like——You?—

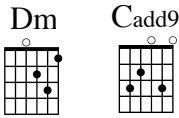
Gadd9/D D Gadd9/D D Gadd9/D D



11

WHOM HAVE I?

from Psalm 73:25, 26 (NIV)*



◆ Intro: Dm Cadd9 (3x) Dm Cadd9 Dm

Dm Cadd9 Dm
Whom have I in Heav-en but You?

Cadd9 Dm-Cadd9 Dm
And be-ing with You,

Cadd9 Dm
I de-sire no-thing on earth.

Cadd9 Dm-Cadd9 Dm
I de-sire no - thing...

Cadd9 Dm Cadd9 Dm
My flesh and heart may fail,

Cadd9 Dm Cadd9 Dm
but God is my strength

Cadd9 Dm Cadd9 Dm
and my por-tion for - e - ver,

Cadd9 Dm Cadd9 Dm
and my por-tion for - e - ver.

FORMAT SUGGESTION: Sing 4 times: 1) unison, 2) harmony, 3) as a round, 4) a cappella harmony.

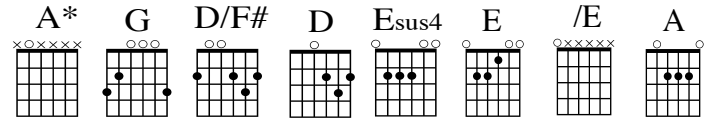
* Text from the 1978 version of the NIV of Psalm 73:25,26 reads:

“Whom have I in heaven but you? And being with you, I desire nothing on earth. My flesh and heart may fail, but God is the strength of my heart and my portion forever.”

12

YOU WERE RUNNING A GOOD RACE

Galatians 5:1, 7 (NIV)



(A* is played by strumming all the strings while at the same time muting or deadening all the strings except for the A string. This will cause the A string to make the only tone, while the other strings produce a rhythm sound.)

CAPO on 3rd fret to match lead sheet, 4th fret to match recording.

◆ Intro: A* G A* D/F# A* G A* D/F# A

A*
You were run-ning a good race.

D A* Esus4-E
Who cut in on you

A* D A*
and kept you from o - bey - ing,

D Esus4 E A*
o - bey - ing the truth? (repeat)

D A* Esus4-E
It is for free-dom that Christ

A* D
has set us free. Stand firm, then,

A*
and do not let your-selves

Esus4
be bur-dened a-gain by

/E
a yoke of slav-ery. You were...

◆ Ending: Sing the “You were running a good race” section once. Before repeating that section, end with the line shown below.

NC A D E A
You were run-ning a good race—

NC means “no chord” or no accompaniment.

